

Levelling Up Challenges in Richmond upon Thames

7,130

children live in poverty in Richmond upon Thames.
The poverty rate among children (17%) is lower than the English average (30%).



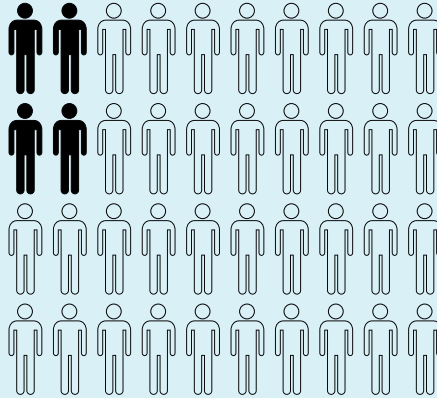
Skills & Education

16% of 20-24 year olds in London are **not in Education, Employment or Training**

5% of working age people in Richmond upon Thames have no or low qualifications (Level 1)

Unemployment & Wages

The unemployment rate in London is higher than the English average (5.0% vs 4.1%), while at least **10% of the people** who are in work in Richmond upon Thames **earn less than the real Living Wage for London**



Cost of Living

The cost of living has been increasing across the UK, with inflation at its highest for decades, affecting the affordability of goods and services. **Inflation has been higher in London** than the national average.

Even before the rise in energy costs this year, 11% of households in Richmond upon Thames were in **fuel poverty**, compared to 13% of households across England.



Households in Fuel Poverty
Richmond upon Thames



Average Annual Salary

£

£

£

£

£

£

£

£

£

£

£

£

£

£

£

£

£

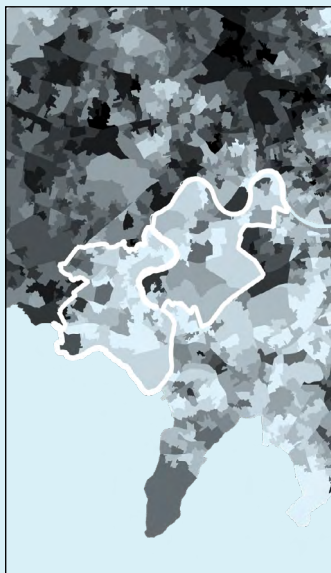
£



Average Home Price

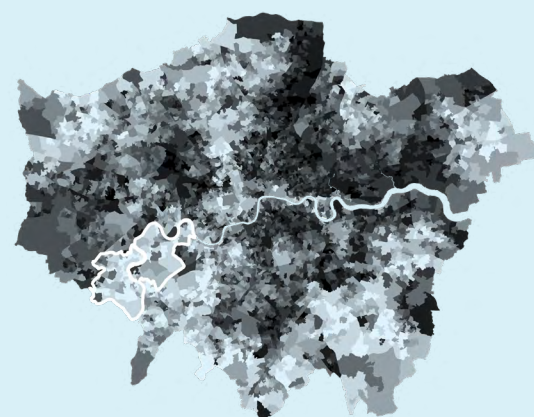
Areas of Deprivation

16% of areas in Richmond upon Thames are among the most deprived 50% of areas in England. In Richmond upon Thames, as across London, pockets of affluence exist alongside pockets of deprivation.



Index of Multiple Deprivation deciles

16%



Cost of Homes

The average home in Richmond upon Thames costs **more than 17 times** the average annual salary in the area, above the English average (9 times).

You can find references for these figures at our [website](#). For more information email us at hello@centreforlondon.org

CENTRE FOR LONDON