

# Levelling Up Challenges in Brent

# 28,140

**children live in poverty in Brent.** The poverty rate among children (40%) is higher than the English average (30%).



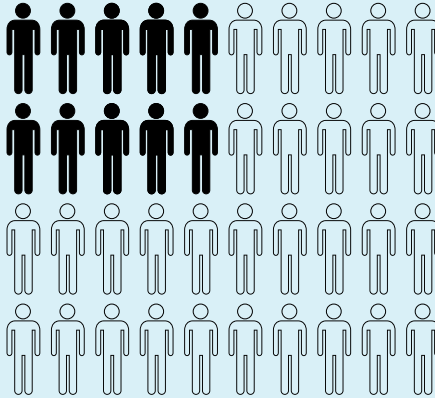
## Skills & Education

**16%** of 20-24 year olds in London are **not in Education, Employment or Training**

**14%** of working age people in Brent have no or low qualifications (Level 1)

## Unemployment & Wages


The unemployment rate in London is higher than the English average (5.0% vs 4.1%), while at least **25% of the people** who are in work in Brent **earn less than the real Living Wage for London**



## Cost of Living

The cost of living has been increasing across the UK, with inflation at its highest for decades, affecting the affordability of goods and services. **Inflation has been higher in London** than the national average.

Even before the rise in energy costs this year, **17%** of households in Brent were in **fuel poverty**, compared to 13% of households across England.



**Households in Fuel Poverty Brent**

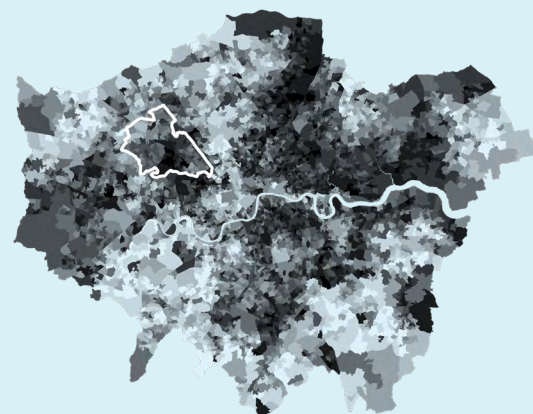
## Areas of Deprivation

**80%** of areas in Brent are among the most deprived 50% of areas in England. In Brent, as across London, pockets of affluence exist alongside pockets of deprivation.



Index of Multiple Deprivation deciles

**80%**



Average Annual Salary

£

£

£

£

£

£

£

£

£



Average Home Price

## Cost of Homes

The average home in Brent costs **more than 16 times** the average annual salary in the area, above the English average (9 times).

You can find references for these figures at our [website](#). For more information email us at [hello@centreforlondon.org](mailto:hello@centreforlondon.org)

**CENTRE FOR LONDON**